

SOCIAL STUDIES TASK BOARD

1 – ESP GRAPHIC ORGANIZER
 Create a three box graphic organizer to list the economic, social, political, and geographical causes or effects of ...

Topic			
E	S	P	G

2 – K*W*L

What do you know?	What do you want to know?	What did you learn?

3 – DISCUSSION WEB
 State a question, have student list the pros and cons, and draw a conclusion

Discussion Web

4 – VVWA
 Create a VVWA chart (Vocabulary word, Visual, Word Definition, and Association) for the word(s)...

V	V
W	A

5 – STORYBOARD
 Create a foldable of 8 boxes and create a storyboard for the events of...

6 – SENTENCE SUMMARIES
Description
 A ___ is a kind of ___ that ...
Compare/Contrast:
 ___X_ and ___Y_ are similar in that they are both... but ___X_ ..., while ___Y_...
Sequence
 ___ begins with..., continues with..., and ends with....
Problem/Solution
 ___ wanted..., but..., so.....
Cause/Effect
 ___ happens because...or ___ causes....

7 - VENN DIAGRAMS
 Overlap three circles/boxes to create a Venn Diagram that compares the similarities and differences of...

D	S	D
---	---	---

8 – HAND PROFILE
 Draw your hand on paper and for each finger answer who, what, when, where, why and the significance on the palm of...

9 – COLUMN NOTES
 Draw three columns on paper and label them Main Idea, Facts & Details, and Vocabulary. Find this information for the selected reading ...

Main Idea	Facts & Details	Voc.
-----------	-----------------	------

10 – CONCEPT CIRCLE


List title and characteristics

11- MAPMAKING
 Create a map that includes TODAL for...
T- Title
O – Orientation
D – Date
L- Legend

12 – CONCEPT DEFINITION MAP

13 – ESP GRAPHIC ORGANIZER

Create a three box graphic organizer to list the economic, social, political, and geographical causes or effects of ...



14 – REFLECTIVE JOURNAL ENTRIES

Quote or a summary of a text	Your Thoughts

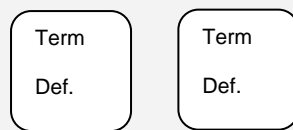
The teacher writes a quote or summary from a text and student writes their thoughts about it.

15 – RAFT

R – Role of Writer
A- Audience
F – Format
T – Topic + Strong Verb

Have students take on a role and write to a specific audience, format, and topic.

16 – LOOPING CARDS



Match the word and definition with a card that has its mate.

17-SPLASH CARDS

Democracy	G. Washington
1776	T. Jefferson
Federalism	Mercantilism

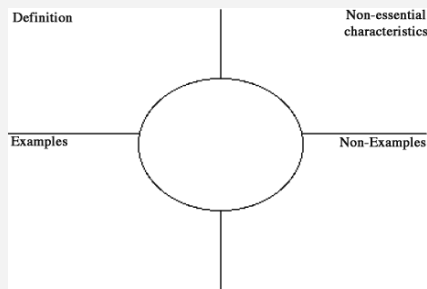
Have students use cards to practice social studies skills and review information.

18 – NOTECARDS

Unit Title	
Directions	
Word Bank	
Question 1	Question 2
Visual	
Question 3	Question 4

Ask 3-4 questions about the subject at hand. Students must answer the questions using words from the Word Bank and draw a visual of the main point.

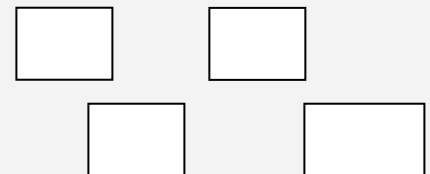
19 – FRAYER MODEL



20- FRAMING

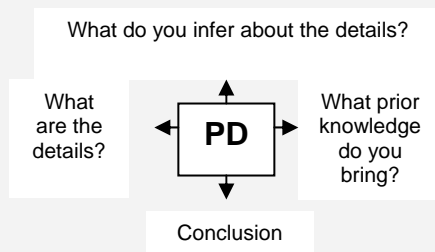
Have students create their categories and subdivisions of categories

21 – FLOWCHARTS



Have students to use flowcharts to show cause and effect

22 – PRIMARY DOCUMENTS



23 – CENTERS

Step up 4-6 centers of instructions (activities) that should take students approximately 10-15 minutes for students to complete.

24 – THINK PAIR SHARE AND WRITE

Have students pair up and take turns sharing what they know about a specific subject for 1 minute each or more.

